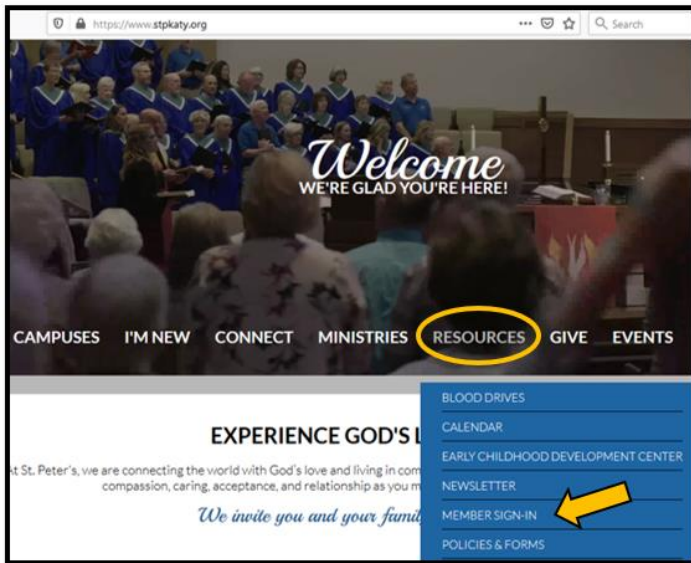


Making an online contribution/Setting up payments


From the church website, www.stpkaty.org, select **MEMBER SIGN-IN** from the **RESOURCES** dropdown menu



Sign in or request a login if you do not have one. (Uses the same email/password as the Church Life app)

A screenshot of the "Sign In" form. It has a title "Sign In" and a horizontal line. Below the line are two input fields: "E-mail Address or User Name:" and "Password:". A yellow arrow points to the "E-mail Address or User Name:" field. Below the "Password:" field is a checkbox labeled "Remember my Username" and a green "Sign In" button. Below the button is the text "Forgot your password or user name?". At the bottom of the form, the text "Need a login? Click here" is circled in yellow. To the right of this text is a "Go Mobile" button with a mobile phone icon. At the very bottom, there are links for "ACS Technologies Privacy Policy" and "Terms of Use".

Once you are logged in click on the **Giving** tab and select **Give Online**



Enter an amount, select a fund, chose the frequency, enter your card information and click on the Give button

New Gift Details





Give to optional memo

Frequency On

Payment Details

Save for future use

Account Type

Account Number    

Expiration Date /

Name on card

Billing Address Line 1

Billing Address Line 2

Billing City

Billing State

Billing Postal Code

Email Address

or Cancel

From this screen, you can contribute to multiple funds and/or set up reoccurring gifts if you would like

New Gift Details

Give to optional memo

and to optional memo

and to optional memo

\$150.00 total

Frequency on the

Starting **until** of

Occurs on the 10th day of every month beginning March 10, 2020, and ending March 10, 2022.